



• Clarté  
"PLAZA COMERCIAL 404"  
Avenida Gómez Morín 404  
2° Piso, Locales D0,D1,D2  
Colonia Villas de Aragón  
San Pedro Garza García  
Nuevo León

☎ 52 (81) 1356 1153  
✉ [atencion\\_clientes@clarte.com.mx](mailto:atencion_clientes@clarte.com.mx)

📱 @clartelighting/



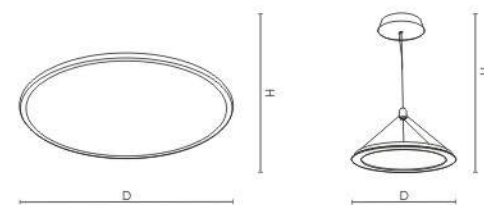
 [clarte.com.mx](http://clarte.com.mx)



Catalogo /2018



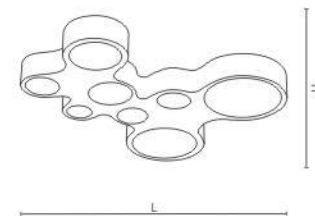
Nombre: Psique



ESPECIFICACIONES



Modelo	Voltaje	Watts	Lumens	Dimensiones	Color	Ra	Material
KX808-460	85-265V	32.64W	3399LM	Φ460*H59mm	2700-3000K	>80	AL
KX808-570	85-265V	40.80W	4248LM	Φ570*H59mm	2700-3000K	>80	AL
KX808-720	85-265V	51.84W	5398LM	Φ720*H59mm	2700-3000K	>80	AL
KD1093-520	85-265V	39.20W	5096LM	Φ520*H1200mm	2700-3000K	>80	AL
KD1093-665	85-265V	51.80W	6734LM	Φ665*H1200mm	2700-3000K	>80	AL
KD1093-810	85-265V	64.40W	8372LM	Φ810*H1200mm	2700-3000K	>80	AL



## Nombre: Calisto

### ESPECIFICACIONES

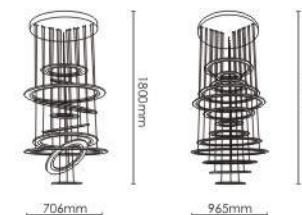


Modelo	Voltaje	Watts	Lumens	Dimensiones	Color	Ra	Material
KX907-620*530	85-265V	78W	8918LM	L620*W530*H55mm	2700-3000K	>80	IRON
KX907-927*795	85-265V	105.84W	10192LM	L927*W795*H55mm	2700-3000K	>80	IRON





Nombre: Eros



ESPECIFICACIONES

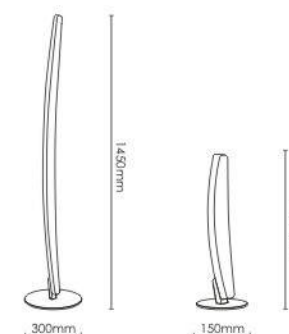


Modelo	Voltaje	Watts	Lumens	Dimensiones	Color	Ra	Material
KD967-2A	85-265V	151.9W	15190LM	Φ706*H1800mm	2700-3000K	> 80	AL
KD967-2B	85-265V	294W	29400LM	Φ965*H2500mm	2700-3000K	> 80	AL





Nombre: Apolo



ESPECIFICACIONES

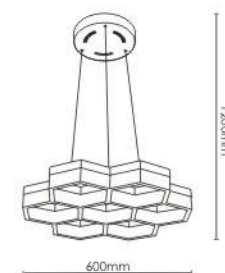


Modelo	Voltaje	Watts	Lumens	Dimensiones	Color	Ra	Material
KT973	85-265V	5.6W	560LM	Φ150*H445mm	2700-3000K	> 80	IRON
KL973	85-265V	19.6W	1960LM	Φ300*H1450mm	2700-3000K	> 80	IRON





Nombre: Narciso



ESPECIFICACIONES



Modelo	Voltaje	Watts	Lumens	Dimensiones	Color	Ra	Material
KD977-600	85-265V	84W	10920LM	Φ600*H1200mm	2700-3000K	>80	AL



Nombre: Carmin

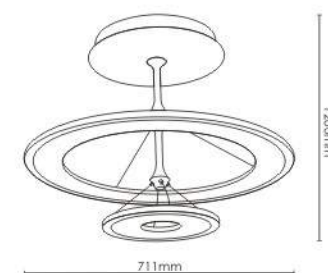


ESPECIFICACIONES



Modelo	Voltaje	Watts	Lumens	Dimensiones	Color	Ra	Material
KD1006-985B	85-265V	32W	3200LM	L985*W250*H1200mm	2700-3000K	>80	IRON



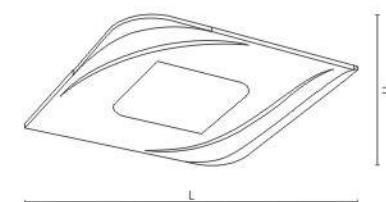



Nombre: Magnes

ESPECIFICACIONES



Modelo	Voltaje	Watts	Lumens	Dimensiones	Color	Ra	Material
KD1057-700+300A	85-265V	86.8W	11284LM	Φ711*H1200mm	2700-3000K	>80	AL



Nombre: Phoebe

ESPECIFICACIONES




Modelo	Voltaje	Watts	Lumens	Dimensiones	Color	Ra	Material
KX1070-480	85-265V	46.5W	4650LM	L480*W480*H68mm	2700-3000K	>80	AL+IRON
KX1070-600	85-265V	59.8W	5980LM	L600*W600*H68mm	2700-3000K	>80	AL+IRON



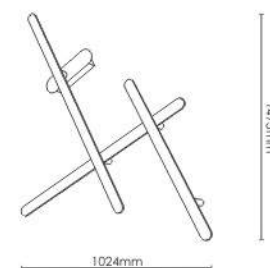




CLARTÉ®







## Nombre: Hades

### ESPECIFICACIONES



Modelo	Voltaje	Watts	Lumens	Dimensiones	Color	Ra	Material
KX1073-3	85-265V	65.5W	6550LM	L1024*W1473*H110mm	2700-3000K	>80	AL
KX1073-5	85-265V	105.7W	10570LM	L1690*W1473*H110mm	2700-3000K	>80	AL



▲ KD1075-3

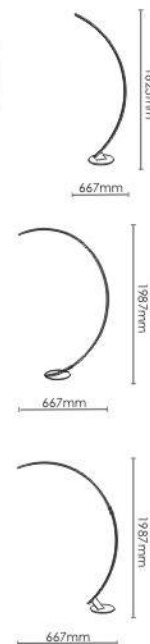
Nombre: Atlas



▲ KL1075B

▲ KL1075

▲ KL1075C



Nombre: Galatea

ESPECIFICACIONES



Modelo	Voltaje	Watts	Lumens	Dimensiones	Color	Ra	Material
KL1075	85-265V	28.7W	2870LM	L300*W667*H1623mm	2700-3000K	>80	AL+IRON
KL1075B	85-265V	44.1W	4410LM	L300*W667*H1987mm	2700-3000K	>80	AL+IRON
KL1075C	85-265V	44.1W	4410LM	L350*W667*H1987mm	2700-3000K	>80	AL+IRON
KD1075-3	85-265V	80.5W	8050LM	Φ805*H1500mm	2700-3000K	>80	AL+IRON

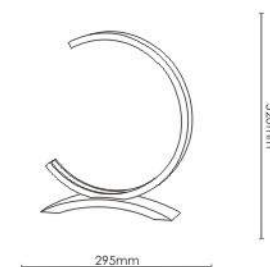




KT1075-390 ▶

Nombre: Gea



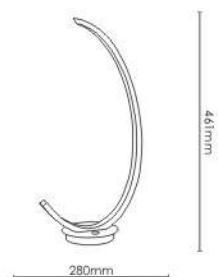


Nombre: Hermes

ESPECIFICACIONES



Modelo	Voltaje	Watts	Lumens	Dimensiones	Color	Ra	Material
KT1075-390	85-265V	16.8W	1680LM	L390*W80*H398mm	2700-3000K	> 80	AL
KT1172	85-265V	9.1W	910LM	L55*W295*H320mm	2700-3000K	> 80	AL




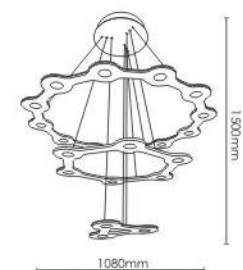
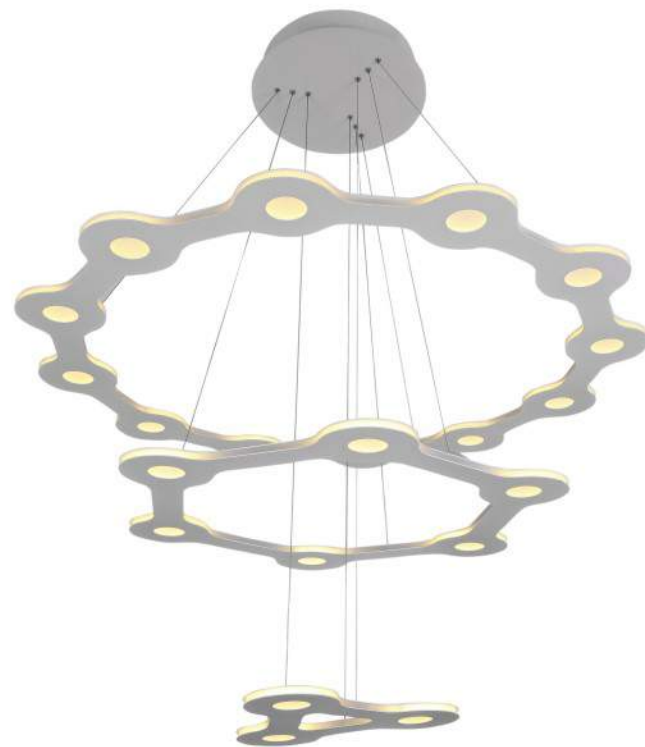
## Nombre: Urano

### ESPECIFICACIONES



Modelo	Voltaje	Watts	Lumens	Dimensiones	Color	Ra	Material
KT1202	85-265V	10.5W	1050LM	L280*W130*H461mm	2700-3000K	>80	AL
KL1212	85-265V	29.4W	2940LM	L1146*W350*H1429mm	2700-3000K	>80	AL





## Nombre: Oráculo

### ESPECIFICACIONES



Modelo	Voltaje	Watts	Lumens	Dimensiones	Color	Ra	Material
KX1079-3	85-265V	161.7W	16170LM	Φ1080*H173mm	2700-3000K	>80	AL+IRON
KD1079-3	85-265V	161.7W	16170LM	Φ1080*H1500mm	2700-3000K	>80	AL+IRON





Nombre: Athos

ESPECIFICACIONES



Modelo	Voltaje	Watts	Lumens	Dimensiones	Color	Ra	Material
KD1084-3	85-265V	58.8W	5880LM	Φ959*H1200mm	2700-3000K	>80	AL+IRON



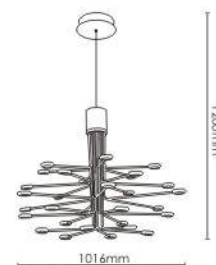
## Nombre: Electra

### ESPECIFICACIONES



Modelo	Voltaje	Watts	Lumens	Dimensiones	Color	Ra	Material
KD1084-A	85-265V	19.6W	1960LM	Φ340*H1200mm	2700-3000K	>80	AL+IRON
KD1084-B	85-265V	26.6W	2660LM	Φ420*H1200mm	2700-3000K	>80	AL+IRON
KT1084	85-265V	19.6W	1960LM	Φ340*H600mm	2700-3000K	>80	AL+IRON
KL1084	85-265V	26.6W	2660LM	Φ420*H600mm	2700-3000K	>80	AL+IRON



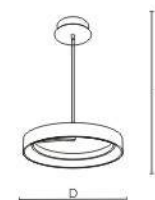



## Nombre: Ares

### ESPECIFICACIONES



Modelo	Voltaje	Watts	Lumens	Dimensiones	Color	Ra	Material
KD1085-A	85-265V	112W	11200LM	Φ1016*H1200mm	2700-3000K	>80	AL+IRON
KD1085-B	85-265V	168W	16800LM	Φ1261*H1200mm	2700-3000K	>80	AL+IRON



## Nombre: Palas

### ESPECIFICACIONES



Modelo	Voltaje	Watts	Lumens	Dimensiones	Color	Ra	Material
KD1101-A	85-265V	28W	2800LM	Φ395*H1200mm	2700-3000K	>80	AL+IRON
KD1101-B	85-265V	36.4W	3640LM	Φ511*H1200mm	2700-3000K	>80	AL+IRON
KT1101	85-265V	28W	2800LM	Φ395*H500mm	2700-3000K	>80	AL+IRON
KL1101	85-265V	36.4W	3640LM	Φ511*H1500mm	2700-3000K	>80	AL+IRON





CLARTÉ®

**KL1102-B**

Watts: 29.4W  
Lumens: 2940lm  
Dimensión: L307.5\*W307.5\*H1500mm

Voltaje: 85-265V  
Color: 2700-3000K  
Ra: >80

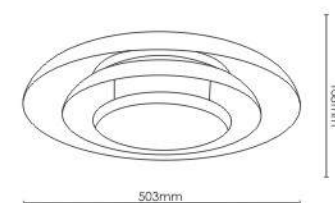
Nombre: Ninfa

**KL1102-A**

Watts: 29.4W  
Lumens: 2940lm  
Dimensión: L307.5\*W307.5\*H975mm

Voltaje: 85-265V  
Color: 2700-3000K  
Ra: >80





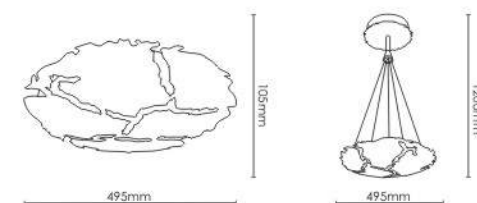

Nombre: Teseo

ESPECIFICACIONES



Modelo	Voltaje	Watts	Lumens	Dimensiones	Color	Ra	Material
KX1108-B	85-265V	35W	5880LM	Φ959*H1200mm	2700-3000K	>80	AL+IRON



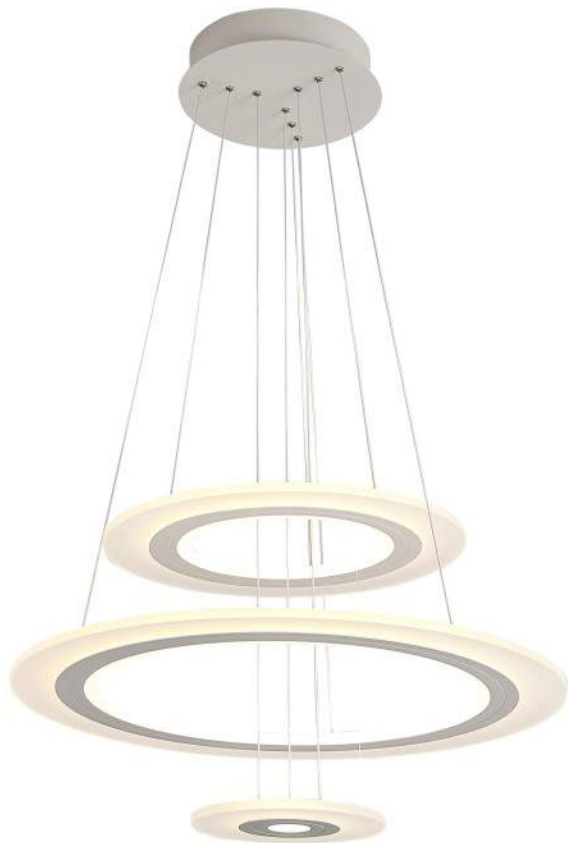


Nombre: Olimpo

ESPECIFICACIONES



Modelo	Voltaje	Watts	Lumens	Dimensiones	Color	Ra	Material
KD1123	85-265V	46.6W	4660LM	Φ495*H1200mm	2700-3000K	>80	AL+IRON
KX1123	85-265V	46.6W	4660LM	Φ495*H105mm	2700-3000K	>80	AL+IRON



## Nombre: Cyril

### ESPECIFICACIONES



Modelo	Voltaje	Watts	Lumens	Dimensiones	Color	Ra	Material
KD1127-450	85-265V	35W	3550LM	Φ455*H1200mm	2700-3000K	≥80	AL
KD1127-680	85-265V	81.9W	8190LM	Φ678*H1200mm	2700-3000K	≥80	AL
KD1127-820	85-265V	107.1W	10710LM	Φ820*H1200mm	2700-3000K	≥80	AL
KD1127-900	85-265V	186.2W	18620LM	Φ900*H1800mm	2700-3000K	≥80	AL





◀ **KB1014-430/680/870**  
Watts: 11.2/18.2/23.8W  
Lumens: 1120/1820/2380lm  
Dimensión: L430/G80/H70\*W120\*H50mm  
Voltaje: 85-265V  
Color: 2700-3000K  
Ra: >80

Nombre: Hebe



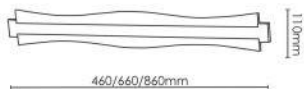




▲ KB1127 Nombre: Eos



▲ KB1052 Nombre: Eco



▲ MB7110 Nombre: Eter

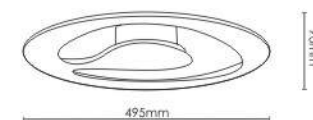


#### ESPECIFICACIONES



Modelo	Voltaje	Watts	Lumens	Dimensiones	Color	Ra	Material
KB1014-430	85-265V	11.2W	1120LM	L430*W120*H50mm	2700-3000K	≥ 80	AL+IRON
KB1014-680	85-265V	18.2W	1820LM	L680*W120*H50mm	2700-3000K	≥ 80	AL+IRON
KB1014-870	85-265V	23.8W	2380LM	L870*W120*H50mm	2700-3000K	≥ 80	AL+IRON
KB1127-460	85-265V	11.2W	1120LM	L460*W90*H56mm	2700-3000K	≥ 80	AL+IRON
KB1127-600	85-265V	15.4W	1540LM	L600*W90*H56mm	2700-3000K	≥ 80	AL+IRON
KB1127-700	85-265V	18.2W	1820LM	L700*W90*H56mm	2700-3000K	≥ 80	AL+IRON
KB1052-460	85-265V	14W	1400LM	L460*W110*H52mm	2700-3000K	≥ 80	AL+IRON
KB1052-660	85-265V	18W	1800LM	L660*W110*H52mm	2700-3000K	≥ 80	AL+IRON
KB1052-860	85-265V	25W	2500LM	L860*W110*H52mm	2700-3000K	≥ 80	AL+IRON
MB7110-300	85-265V	7.7W	770LM	L300*W120*H57mm	2700-3000K	≥ 80	AL+IRON
MB7110-450	85-265V	11.9W	1190LM	L450*W120*H57mm	2700-3000K	≥ 80	AL+IRON
MB7110-600	85-265V	15.4W	1540LM	L600*W120*H57mm	2700-3000K	≥ 80	AL+IRON
MB7110-750	85-265V	20.3W	2030LM	L750*W120*H57mm	2700-3000K	≥ 80	AL+IRON





Nombre: Dánae

ESPECIFICACIONES



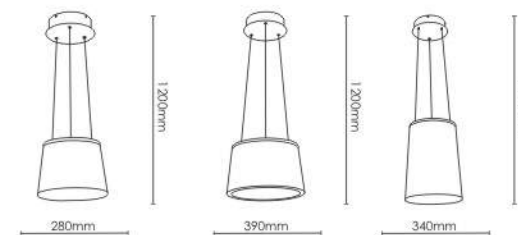
Modelo	Voltaje	Watts	Lumens	Dimensiones	Color	Ra	Material
KX1129	85-265V	28.7W	2870LM	Φ495*H90mm	2700-3000K	> 80	IRON
KD1129	85-265V	28.7W	2870LM	Φ495*H1200mm	2700-3000K	> 80	IRON



▲ KD1132-A



▲ KD1132-C



## Nombre: Deméter


### ESPECIFICACIONES



Modelo	Voltaje	Watts	Lumens	Dimensiones	Color	Ra	Material
KD1132-A	85-265V	33.6W	3360LM	Φ280*H90mm	2700-3000K	>80	IRON
KD1132-B	85-265V	69.6W	6960LM	Φ390*H90mm	2700-3000K	>80	IRON
KD1132-C	85-265V	65.6W	6560LM	Φ340*H90mm	2700-3000K	>80	IRON



Nombre: Dafne



ESPECIFICACIONES



Modelo	Voltaje	Watts	Lumens	Dimensiones	Color	Ra	Material
KD1209	85-265V	33.6W	3360LM	Φ295*H1200mm	2700-3000K	>80	IRON
KT1209	85-265V	33.6W	3360LM	Φ295*H420mm	2700-3000K	>80	IRON
KL1209	85-265V	33.6W	3360LM	Φ295*H1550mm	2700-3000K	>80	IRON



▼ KL1132-B



CLARTÉ®

Nombre: Delfine



▲ KT1132

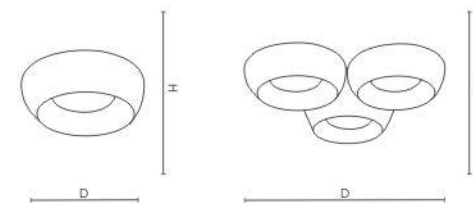
▲ KL1132-A

ESPECIFICACIONES



Modelo	Voltaje	Watts	Lumens	Dimensiones	Color	Ra	Material
KT1132	85-265V	33.6W	3360LM	Φ280*H380mm	2700-3000K	>80	IRON
KL1132-A	85-265V	69.6W	6960LM	Φ390*H700mm	2700-3000K	>80	IRON
KL1132-B	85-265V	65.6W	6560LM	Φ340*H1250mm	2700-3000K	>80	IRON





Nombre: Gorgona

ESPECIFICACIONES



Modelo	Voltaje	Watts	Lumens	Dimensiones	Color	Ra	Material
KX1136-3	85-265V	105W	10500LM	L870*W811*H121mm	2700-3000K	>80	IRON
KX1136-430	85-265V	35W	3500LM	Φ430*H121mm	2700-3000K	>80	IRON
KX1136-550	85-265V	49W	4900LM	Φ550*H121mm	2700-3000K	>80	IRON



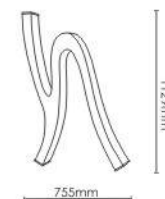




▲ KD1138



▲ KL1138



Nombre: Pólux

ESPECIFICACIONES



Modelo	Voltaje	Watts	Lumens	Dimensiones	Color	Ra	Material
KX1138	85-265V	58W	5800LM	L1129*W755*H224mm	2700-3000K	>80	IRON
KL1138	85-265V	58W	5800LM	L755*W155*H1129mm	2700-3000K	>80	IRON
KD1138	85-265V	58W	5800LM	L1129*W755*H1200mm	2700-3000K	>80	IRON



▲ KD1139-970A/1200A

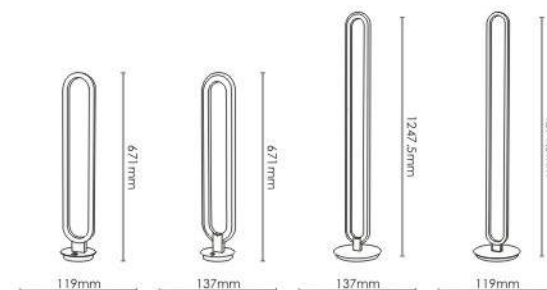
Nombre: Viserys



◀ KL1139-A/B



◀ KT1139-A/B



Nombre: Elia

ESPECIFICACIONES



Modelo	Voltaje	Watts	Lumens	Dimensiones	Color	Ra	Material
KL1139-A	85-265V	36.4W	3640LM	L119*W300*H1271.5mm	2700-3000K	>80	AL+IRON
KL1139-B	85-265V	34.3W	3430LM	L137*W300*H1247.5mm	2700-3000K	>80	AL+IRON
KT1139-A	85-265V	19.6W	1960LM	L119*W200*H671mm	2700-3000K	>80	AL+IRON
KT1139-B	85-265V	18.2W	1820LM	L137*W200*H671mm	2700-3000K	>80	AL+IRON
KD1139-970A	85-265V	29.4W	2940LM	L970*W119*H1200mm	2700-3000K	>80	AL+IRON
KD1139-1200A	85-265V	36.4W	3640LM	L1220*W119*H1200mm	2700-3000K	>80	AL+IRON



Nombre: Edna

ESPECIFICACIONES



Modelo	Voltaje	Watts	Lumens	Dimensiones	Color	Ra	Material
KT1020-300	85-265V	180W	1800LM	Φ300*H456mm	2700-3000K	>80	IRON





Nombre: Febe

Nombre: Ceo



**KL1141**

Watts: 31.5W  
Lumens: 3150lm  
Dimensión: Ø495\*H1462mm

Voltaje: 85-265V  
Color: 2700-3000K  
Ra: >80

**KL1020-450**

Watts: 28.8W  
Lumens: 2880lm  
Dimensión: Ø450\*H1450mm

Voltaje: 85-265V  
Color: 2700-3000K  
Ra: >80



**KX1066-290/360**

Watts: 19/24.5W  
Lumens: 1900/2450lm  
Dimensión: Ø290.5\*287/ Ø365\*295mm

Voltaje: 85-265V  
Color: 2700-3000K  
Ra: >80

Nombre: Leto





CLARTÉ®



**KT1141-C**

Watts: 8.4W  
Lumens: 840lm  
Dimensión: L198\*W51.5\*H360mm  
Voltaje: 85-265V  
Color: 2700-3000K  
Ra: >80

Nombre: Piramo



**KT1141-A**

Watts: 10.5W  
Lumens: 1050lm  
Dimensión: Ø200\*H320.5mm  
Voltaje: 85-265V  
Color: 2700-3000K  
Ra: >80



**KT1141-B**

Watts: 16.5W  
Lumens: 1650lm  
Dimensión: Ø300\*H598mm  
Voltaje: 85-265V  
Color: 2700-3000K  
Ra: >80

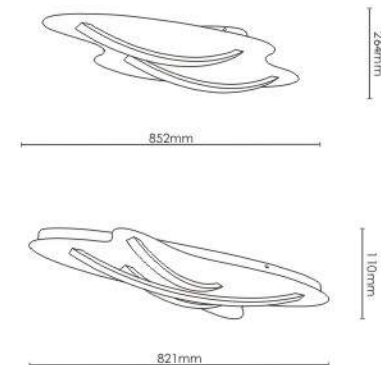



**CLARTÉ®**  
LIGHTING HOME INSPIRATION



Nombre: Tisbe





## Nombre: Ajax

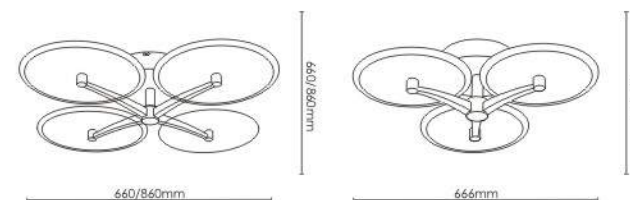
### ESPECIFICACIONES



Modelo	Voltaje	Watts	Lumens	Dimensiones	Color	Ra	Material
KX1147-2	85-265V	25.2W	2520LM	L852*W264*H100mm	2700-3000K	>80	AL+IRON
KX1147-3	85-265V	33.6W	3360LM	L821*W277*H110mm	2700-3000K	>80	AL+IRON







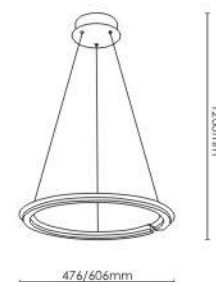
Nombre: Eneas

ESPECIFICACIONES



Modelo	Voltaje	Watts	Lumens	Dimensiones	Color	Ra	Material
KX1158-3	85-265V	79.8W	7980LM	L666*W620*H197mm	2700-3000K	>80	AL+IRON
KX1158-860	85-265V	140W	14000LM	L860*W860*H197mm	2700-3000K	>80	AL+IRON
KX1158-660	85-265V	106.4W	10640LM	L660*W660*H197mm	2700-3000K	>80	AL+IRON





## Nombre: Esparta

### ESPECIFICACIONES



Modelo	Voltaje	Watts	Lumens	Dimensiones	Color	Ra	Material
KD1161-A	85-265V	34.3W	3430LM	Φ476*H1200mm	2700-3000K	>80	AL+IRON
KD1161-B	85-265V	45.5W	4550LM	Φ606*H1200mm	2700-3000K	>80	AL+IRON



Nombre: Menelao

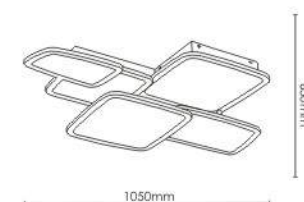



ESPECIFICACIONES



Modelo	Voltaje	Watts	Lumens	Dimensiones	Color	Ra	Material
KT1161	85-265V	12.3W	1230LM	Φ224*H524mm	2700-3000K	>80	AL+IRON
KL1161	85-265V	23.8W	2380LM	Φ350*H1464mm	2700-3000K	>80	AL+IRON





## Nombre: Troya

### ESPECIFICACIONES



Modelo	Voltaje	Watts	Lumens	Dimensiones	Color	Ra	Material
KX1162-A	85-265V	102.2W	10220LM	L630*W700*H139mm	2700-3000K	>80	IRON
KX1162-B	85-265V	152.6W	15260LM	L1050*W630*H139mm	2700-3000K	>80	IRON



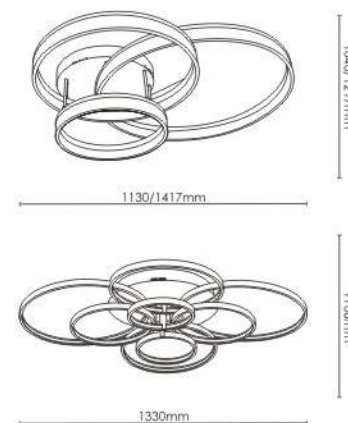
◀ KX1164-8

Nombre: Helena



◀ MX8607-3A/B

Nombre: Paris



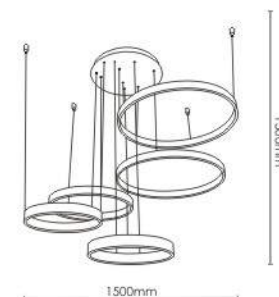
ESPECIFICACIONES



Modelo	Voltaje	Watts	Lumens	Dimensiones	Color	Ra	Material
KX1164-8	85-265V	259.2W	25920LM	L1330*W1106*H195mm	2700-3000K	>80	AL+IRON
MX8607-3B	85-265V	148.8W	14880LM	L1417*W1257*H140mm	2700-3000K	>80	AL+IRON
MX8607-3A	85-265V	112.5W	11250LM	L1130*W1040*H140mm	2700-3000K	>80	AL+IRON







Nombre: Hécate

ESPECIFICACIONES



Modelo	Voltaje	Watts	Lumens	Dimensiones	Color	Ra	Material
KD1166-5	85-265V	190W	24960LM	Φ1500*H1500mm	2700-3000K	>80	AL





▲ KD1166-450+600+800

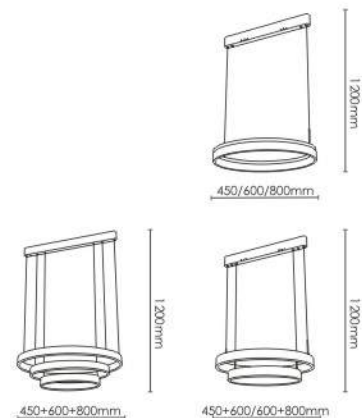


▲ KD1166-450/600/800



▲ KD1166-450+600

▲ KD1166-600+800



## Nombre: Hefesto

### ESPECIFICACIONES



Modelo	Voltaje	Watts	Lumens	Dimensiones	Color	Ra	Material
KD1166-450	85-265V	28.8W	2880LM	Φ450*H1200mm	2700-3000K	>80	AL
KD1166-600	85-265V	38.4W	3840LM	Φ600*H1200mm	2700-3000K	>80	AL
KD1166-800	85-265V	48.0W	4800LM	Φ800*H1200mm	2700-3000K	>80	AL
KD1166-450+600	85-265V	67.2W	6720LM	Φ600*H1200mm	2700-3000K	>80	AL
KD1166-600+800	85-265V	86.4W	8640LM	Φ800*H1200mm	2700-3000K	>80	AL
KD1166-3圓	85-265V	115.2W	11520LM	Φ800*H1200mm	2700-3000K	>80	AL



▲ KT1166-B

Nombre: Blackwell

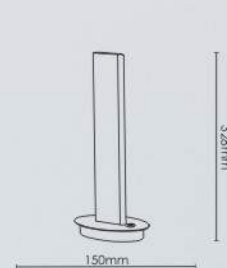


▲ KT1171

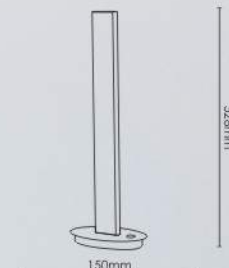
Nombre: Tormund

ESPECIFICACIONES

Modelo	Voltaje	Watts	Lumens	Dimensiones	Color	Ra	Material
KT1166-B	85-265V	28.8W	2880LM	L450*W471.5*H200mm	2700-3000K	>80	AL
KT1171	85-265V	18W	1800LM	L300*W130*H321.5mm	2700-3000K	>80	AL




**KT1166-A**  
Watts: 3.6W  
Lumens: 360lm  
Dimensión: L150\*W100\*H328mm  
Voltaje: 85-265V  
Color: 2700-3000K  
Ra: >80



**KT1166-C**  
Watts: 7.2W  
Lumens: 720lm  
Dimensión: L150\*W100\*H528mm  
Voltaje: 85-265V  
Color: 2700-3000K  
Ra: >80

Nombre:  
Casat



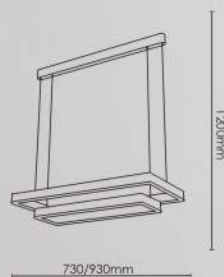
**KL11660**  
Watts: 18W  
Lumens: 1800lm  
Dimensión: Ø300\*H1512.5mm  
Voltaje: 85-265V  
Color: 2700-3000K  
Ra: >80

Nombre: Casat





▲ KD1166-730+530  
▲ KD1166-930+730



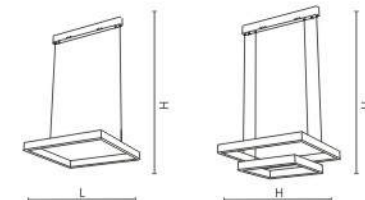
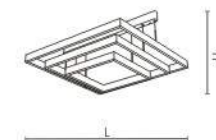
▲ KD1166-730+530



▲ KD1166-730+530



▲ KD1166-730+530



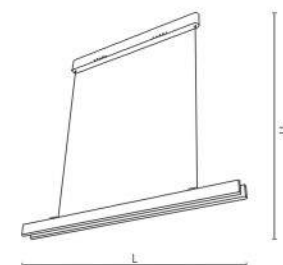
## Nombre: Lisandro

### ESPECIFICACIONES



Modelo	Voltaje	Watts	Lumens	Dimensiones	Color	Ra	Material
KD1166-730+530	85-265V	38.4W	3840LM	L730*W330*H1200mm	2700-3000K	>80	AL
KD1166-930+730	85-265V	52.8W	5280LM	L930*W430*H1200mm	2700-3000K	>80	AL
KD1166-430	85-265V	19.2W	1920LM	L430*W430*H1200mm	2700-3000K	>80	AL
KD1166-630	85-265V	28.8W	2880LM	L630*W630*H1200mm	2700-3000K	>80	AL
KD1166-830	85-265V	38.4W	3840LM	L830*W830*H1200mm	2700-3000K	>80	AL
KD1166-430+630	85-265V	48W	4800LM	L630*W630*H1200mm	2700-3000K	>80	AL
KD1166-630+830	85-265V	67.2W	6720LM	L830*W830*H1200mm	2700-3000K	>80	AL
KD1166-3方	85-265V	86.4W	8640LM	L830*W830*H1200mm	2700-3000K	>80	AL





Nombre: Leónidas

ESPECIFICACIONES



Modelo	Voltaje	Watts	Lumens	Dimensiones	Color	Ra	Material
KD1166-900	85-265V	21.6W	2160LM	L905*W76*H1200mm	2700-3000K	>80	AL
KD1166-1200	85-265V	28.8W	2880LM	L1205*W76*H1200mm	2700-3000K	>80	AL





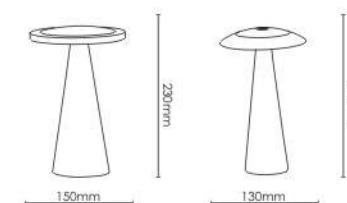
▲ KT1167



▲ KT1167



▲ KT905



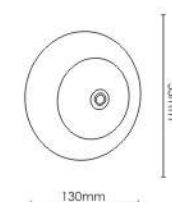
Nombre: Aquiles

ESPECIFICACIONES



Modelo	Voltaje	Watts	Lumens	Dimensiones	Color	Ra	Material
KT905	85-265V	5.6W	560LM	Φ150*H230mm	2700-3000K	> 80	AL
KT1167	85-265V	5.6W	560LM	Φ130*H223mm	2700-3000K	> 80	AL





Nombre: Temis

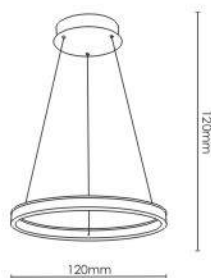
ESPECIFICACIONES



Modelo	Voltaje	Watts	Lumens	Dimensiones	Color	Ra	Material
KB1167	85-265V	5.6W	560LM	Φ130*H53mm	2700-3000K	>80	AL



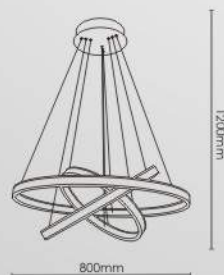




## Nombre: Thálea

### ESPECIFICACIONES

Modelo	Voltaje	Watts	Lumens	Dimensiones	Color	Ra	Material
KD1122-450	85-265V	57.6W	5760LM	Φ450*H1200mm	2700-3000K	>80	AL
KD1122-600	85-265V	76.8W	7680LM	Φ600*H1200mm	2700-3000K	>80	AL
KD1122-800	85-265V	96W	9600LM	Φ800*H1200mm	2700-3000K	>80	AL



## Nombre: Musa

### KD1122-3

Watts: 230.4W  
Lumens: 23040lm  
Dimensión: Ø800\*H1200mm


Voltaje: 85-265V  
Color: 2700-3000K  
Ra: >80





**Nombre: Zeus**

▲ **KD1171-5**  
Watts: 153.6W  
Lumens: 15360lm  
Dimensión: Ø800\*H2000mm  
-----  
Voltaje: 85-265V  
Color: 2700-3000K  
Ra: >80



▲ **KD1163-B**  
Watts: 295.2W  
Lumens: 29520lm  
Dimensión: Ø800\*H3000mm  
-----  
Voltaje: 85-265V  
Color: 2700-3000K  
Ra: >80

**Nombre:  
Vasconcelos**



▲ KD1171



## Nombre: Zeus

### ESPECIFICACIONES

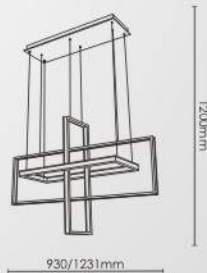


Modelo	Voltaje	Watts	Lumens	Dimensiones	Color	Ra	Material
KD1171-300+450+600 +8000+1000	85-265V	195.6W	19560LM	Φ1000*H2000mm	2700-3000K	>80	AL





▲ KD1081



Nombre: Crono

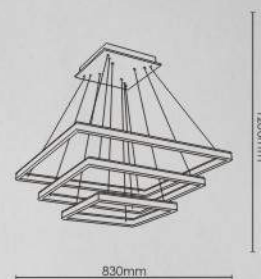
ESPECIFICACIONES

Modelo	Voltaje	Watts	Lumens	Dimensiones	Color	Ra	Material
KD1081-3A	85-265V	148.4W	14840LM	L930*W231*H1200mm	2700-3000K	>80	AL
KD1081-3	85-265V	207.2W	20720LM	L1231*W331*H1200mm	2700-3000K	>80	AL
KD1175-3	85-265V	172.8W	17280LM	L830*W830*H1200mm	2700-3000K	>80	AL



▲ KD1175-3

Nombre: Rea





Nombre: Arya

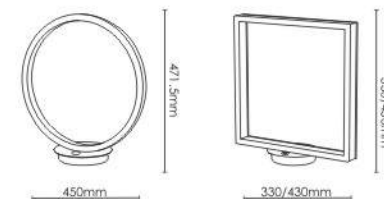


▲ KT1122-450B



▲ KT1175-330/430

Nombre: Sansa

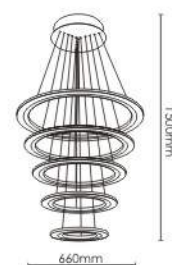


ESPECIFICACIONES



Modelo	Voltaje	Watts	Lumens	Dimensiones	Color	Ra	Material
KT1122-450B	85-265V	57.6W	5760LM	L450*W471.5*H200mm	2700-3000K	>80	AL
KT1175-330	85-265V	28.8W	7680LM	L330*W350*H130mm	2700-3000K	>80	AL
KT1175-430	85-265V	38.4W	9600LM	L430*W450*H130mm	2700-3000K	>80	AL





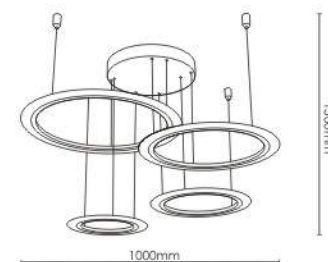
Nombre: Medusa

ESPECIFICACIONES



Modelo	Voltaje	Watts	Lumens	Dimensiones	Color	Ra	Material
KD912A-5	85-265V	168W	16880LM	Φ660*H1500mm	2700-3000K	>80	AL+IRON





**Nombre: Metis**

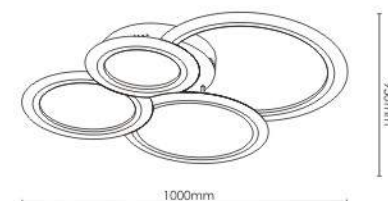
**ESPECIFICACIONES**



Modelo	Voltaje	Watts	Lumens	Dimensiones	Color	Ra	Material
KD9165-4	85-265V	71.4W	7140LM	L1000*W950*H1500mm	2700-3000K	>80	AL+IRON



Nombre: Néfele



Nombre: Frixo


ESPECIFICACIONES



Modelo	Voltaje	Watts	Lumens	Dimensiones	Color	Ra	Material
KX916S-4	85-265V	71.4W	7140LM	L1000*W950*H198mm	2700-3000K	>80	AL+IRON
KD916-4A	85-265V	72.8W	7280LM	L1000*W950*H1500mm	2700-3000K	>80	AL+IRON







Nombre: Aura

ESPECIFICACIONES



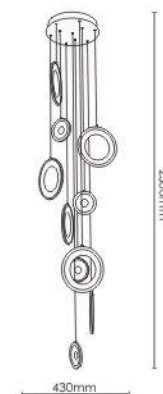
Modelo	Voltaje	Watts	Lumens	Dimensiones	Color	Ra	Material
KD920-3	85-265V	718.5W	7850LM	Φ820*H1200mm	2700-3000K	>80	AL+IRON







Nombre: Selene

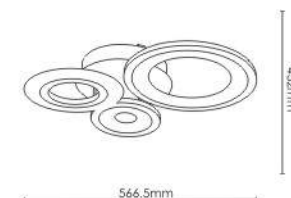


ESPECIFICACIONES



Modelo	Voltaje	Watts	Lumens	Dimensiones	Color	Ra	Material
KD1178-10	85-265V	107.8W	10780LM	Φ430*H2500mm	2700-3000K	>80	AL+IRON
KD1178-7	85-265V	93.1W	9310LM	Φ430*H2500mm	2700-3000K	>80	AL+IRON






## Nombre: Hector

### ESPECIFICACIONES

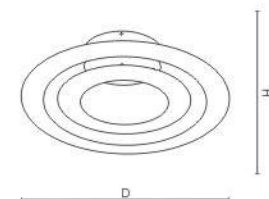


Modelo	Voltaje	Watts	Lumens	Dimensiones	Color	Ra	Material
KX1178-3	85-265V	53.2W	5320LM	L566.5*W432*H65mm	2700-3000K	>80	AL+IRON
KX1178-4	85-265V	68.6W	6860LM	L667*W517*H125.5mm	2700-3000K	>80	AL+IRON





▲ KX905S-1A/1B



Nombre: Creta

ESPECIFICACIONES



Modelo	Voltaje	Watts	Lumens	Dimensiones	Color	Ra	Material
KT1178-A	85-265V	13.3W	1330LM	L322*W100*H407mm	2700-3000K	>80	AL+IRON
KX905S-1A	85-265V	21.7W	2170LM	Φ450.5*H99mm	2700-3000K	>80	AL+IRON
KX905S-1B	85-265V	21.5W	3150LM	Φ561.5*H99mm	2700-3000K	>80	AL+IRON



▲ KT1178-A

Nombre: Ícaro







Nombre: Artemisa

▲ KD1023-9  
Watts: 27W  
Lumens: 2700lm  
Dimension: Ø430\*H1200mm  
Voltaje: 85-265V  
Color: 2700-3000K  
Ra: >80





## Nombre: Artemisa

▲ KD1023-9

Watts: 27W  
Lumens: 2700lm  
Dimension: Ø430\*H1200mm

Voltaje: 85-265V  
Color: 2700-3000K  
Ra: >80





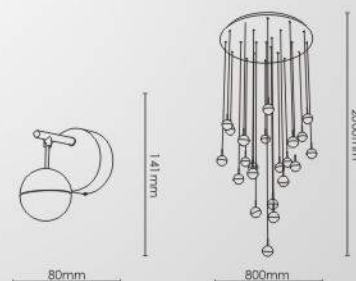


▲ KB1179

Nombre: Adonis

▲ KD1179-22/36

Nombre: Afrodita



ESPECIFICACIONES



Modelo	Voltaje	Watts	Lumens	Dimensiones	Color	Ra	Material
KD1179-22	85-265V	88W	8800LM	Φ800*H1200mm	2700-3000K	>80	AL+IRON
KB1179	85-265V	4W	400LM	Φ80*H141mm	2700-3000K	>80	AL+IRON
KD1179-36	85-265V	144W	14400LM	Φ1060*H2000mm	2700-3000K	>80	AL+IRON





**KD1186-13**  
 Watts: 78W  
 Lumens: 7800lm  
 Dimensión: Ø420\*H2500mm  
 Voltaje: 85-265V  
 Color: 2700-3000K  
 Ra: >80

Nombre: Andromeda



Nombre: Aracne  
 ▲ **KD1186-6**  
 Watts: 36W  
 Lumens: 3600lm  
 Dimensión: L550\*W240\*H1200mm  
 Voltaje: 85-265V  
 Color: 2700-3000K  
 Ra: >80

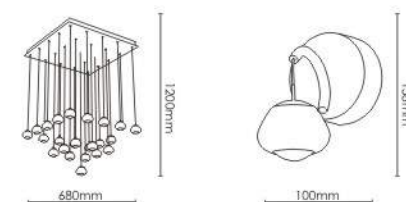




Nombre: Atenea



Nombre: Asteria

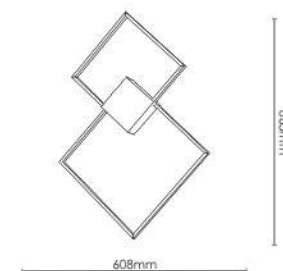


ESPECIFICACIONES



Modelo	Voltaje	Watts	Lumens	Dimensiones	Color	Ra	Material
KD1186-25	85-265V	150W	15000LM	L680*W680*H1200mm	2700-3000K	>80	AL+IRON
KB1186	85-265V	600W	600LM	L158*W155*H100mm	2700-3000K	>80	AL+IRON





Nombre: Edipo

ESPECIFICACIONES



Modelo	Voltaje	Watts	Lumens	Dimensiones	Color	Ra	Material
KX1182-A	85-265V	26.4W	2640LM	L610*W610*H70mm	2700-3000K	>80	AL



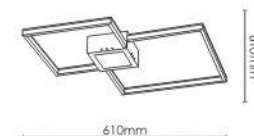
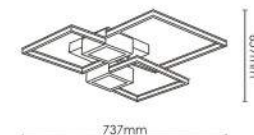




▲ KX1182-3



▲ KX1182-B



## Nombre: Varys

### ESPECIFICACIONES



Modelo	Voltaje	Watts	Lumens	Dimensiones	Color	Ra	Material
KX1182-3	85-265V	51.2W	5120LM	L737*W657*H115mm	2700-3000K	>80	AL
KX1182-B	85-265V	26.4W	2640LM	L610*W610*H70mm	2700-3000K	>80	AL





◀ **KT1182-330A/430A**  
 Watts: 10.8/21W  
 Lumens: 1080/ 2100lm  
 Dimensión: L330\*W330\*H82/ L430\*W430\*H82mm  
 Voltaje: 85-265V  
 Color: 2700-3000K  
 Ra: >80



◀ **KT1182-330B/430B**  
 Watts: 16.1/21W  
 Lumens: 1610/2100lm  
 Dimensión: L467\*W130\*H462/L598\*W200\*H586mm  
 Voltaje: 85-265V  
 Color: 2700-3000K  
 Ra: >80

Nombre: Eliseo





## Nombre: Néstor

### ▼ KT1183

Watts: 14W  
Lumens: 1400lm  
Dimensión: L537\*W202\*H100mm

Voltaje: 85-265V  
Color: 2700-3000K  
Ra: >80



## Nombre: Nereo

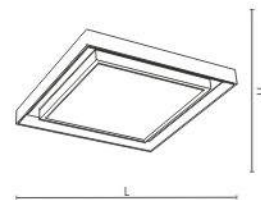
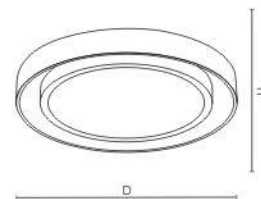
### ► KL1183

Watts: 39.2W  
Lumens: 3920lm  
Dimensión: L1537\*W237\*H150mm

Voltaje: 85-265V  
Color: 2700-3000K  
Ra: >80








## Nombre: Tilda

### ESPECIFICACIONES



Modelo	Voltaje	Watts	Lumens	Dimensiones	Color	Ra	Material
KX1188-450	85-265V	40.8W	4080LM	Φ450*H70mm	2700-3000K	>80	AL
KX1188-600	85-265V	56W	5600LM	Φ600*H70mm	2700-3000K	>80	AL
KX1188-800	85-265V	61W	6100LM	Φ800*H70mm	2700-3000K	>80	AL
KX1188-480	85-265V	31W	3100LM	L480*W480*H70mm	2700-3000K	>80	AL
KX1188-680	85-265V	65W	6500LM	L680*W680*H70mm	2700-3000K	>80	AL
KX1188-830	85-265V	72W	7200LM	L830*W830*H70mm	2700-3000K	>80	AL



## Nombre: Fénix

▲ **KD1189-3**

Watts: 267,8W  
Lumens: 267800lm  
Dimensión: Ø820\*H1200mm

Voltaje: 85-265V  
Color: 2700-3000K  
Ra: >80





▲ **KD1189-470+620/620+820**

Watts: 152.6/202.6W  
Lumens: 15260/20260lm  
Dimension: Ø620/Ø820\*H1200

Voltaje: 85-265V  
Color: 2700-3000K  
Ra: >80

**Nombre: Fénix-B**



▲ **KD1189-470/620/820**

Watts: 65.2/87.4/115.4W  
Lumens: 6520/8740/11520lm  
Dimension: Ø470/Ø620/Ø820\*H1200mm

Voltaje: 85-265V  
Color: 2700-3000K  
Ra: >80

**Nombre: Fénix-C**





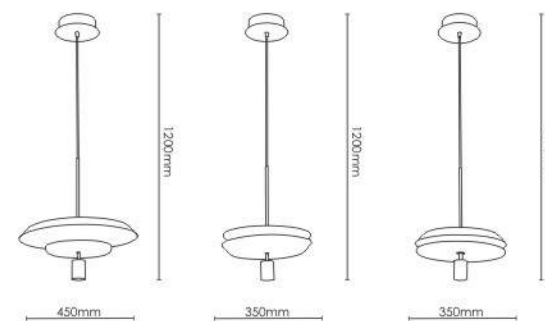
▲ KD1195-B



▲ KD1195-A



▲ KD1195-A



Nombre: Tyrion

ESPECIFICACIONES



Modelo	Voltaje	Watts	Lumens	Dimensiones	Color	Ra	Material
KD1195-A	85-265V	26W	2600LM	Φ350*H1200mm	2700-3000K	> 80	IRON
KD1195-B	85-265V	26W	2600LM	Φ450*H1200mm	2700-3000K	> 80	IRON



CLARTÉ®

◀ KX1195-480/600

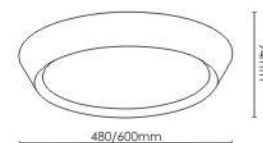
Watts: 76.4/80W  
Lumens: 7640/8000lm  
Dimension: Ø480/Ø600\*H94mm

Voltaje: 85-265V  
Color: 2700-3000K  
Ra: >80

Nombre: Ulises







Nombre: Lucille

ESPECIFICACIONES



Modelo	Voltaje	Watts	Lumens	Dimensiones	Color	Ra	Material
KX1196-480	85-265V	76.4W	7640LM	Φ480*H94mm	2700-3000K	>80	IRON
KX1196-600	85-265V	80W	8000LM	Φ600*H94mm	2700-3000K	>80	IRON







Nombre: Némesis



Nombre: Némesis-B

ESPECIFICACIONES



Modelo	Voltaje	Watts	Lumens	Dimensiones	Color	Ra	Material
KD1197-B	85-265V	48W	4800LM	Φ800*H1200mm	2700-3000K	>80	IRON
KD1197-4-B	85-265V	72W	7200LM	Φ800*H1200mm	2700-3000K	>80	IRON





## Nombre: Némesis-C

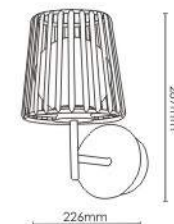
### ESPECIFICACIONES

Modelo	Voltaje	Watts	Lumens	Dimensiones	Color	Ra	Material
KD1197-4	85-265V	24W	2400LM	Φ600*H1200mm	2700-3000K	>80	IRON
KB1197	85-265V	6W	600LM	L150*W197.5*H178.5mm	2700-3000K	>80	IRON
KT1197	85-265V	6W	600LM	Φ150*H354mm	2700-3000K	>80	IRON



## Nombre: Néo





## Nombre: Iris

### ESPECIFICACIONES



Modelo	Voltaje	Watts	Lumens	Dimensiones	Color	Ra	Material
KB1210	85-265V	5.6W	560LM	L226*W287*H159.5mm	2700-3000K	>80	IRON
KT1210	85-265V	5.6W	560LM	Φ159*H270mm	2700-3000K	>80	IRON






► **KD1200**  
Watts: 27,3W  
Lumens: 2730lm  
Dimensión: Ø630\*H1200mm  
Voltaje: 85-265V  
Color: 2700-3000K  
Ra: >80

Nombre: Hestía







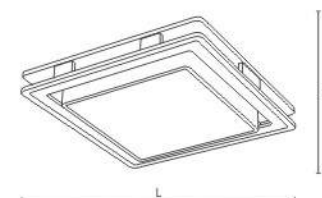

**Nombre: Pandora**

ESPECIFICACIONES



Modelo	Voltaje	Watts	Lumens	Dimensiones	Color	Ra	Material
KD1198	85-265V	62.4W	6240LM	Φ650*H1200mm	2700-3000K	> 80	ABS+IRON
KX1198	85-265V	62.4W	6240LM	Φ650*H115mm	2700-3000K	> 80	ABS+IRON





## Nombre: Arneo

### ESPECIFICACIONES



Modelo	Voltaje	Watts	Lumens	Dimensiones	Color	Ra	Material
KX1199-460	85-265V	50W	5000LM	L460*W460*H100mm	2700-3000K	>80	IRON
KX1199-660	85-265V	75W	7500LM	L660*W660*H100mm	2700-3000K	>80	IRON
KX1199-840	85-265V	119.6W	11960LM	L840*W840*H100mm	2700-3000K	>80	IRON







▲ **KD1202-3**

Watts: 75W  
Lumens: 8613.5lm  
Dimensión: L900\*W560\*H1500mm

Voltaje: 85-265V  
Color: 2700-3000K  
Ra: >80

Nombre: Hera



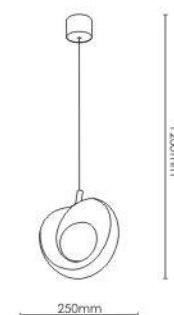
▲ **KD1202-2**

Watts: 574W  
Lumens: 6601lm  
Dimensión: L900\*W560\*H1200mm

Voltaje: 85-265V  
Color: 2700-3000K  
Ra: >80

Hera-B



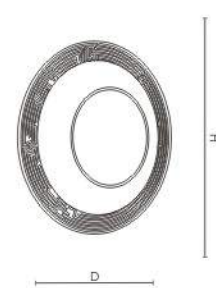


Nombre: Cástor

ESPECIFICACIONES



Modelo	Voltaje	Watts	Lumens	Dimensiones	Color	Ra	Material
KD1205	85-265V	3W	300LM	L250*W260*H1200mm	2700-3000K	>80	IRON+ABS



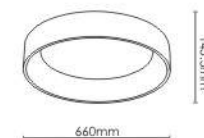
## Nombre: Prometeo

### ESPECIFICACIONES



Modelo	Voltaje	Watts	Lumens	Dimensiones	Color	Ra	Material
KX1206-250	85-265V	15.4W	1540LM	Φ250*H65mm	2700-3000K	>80	IRON
KX1206-400	85-265V	32.9W	3290LM	Φ400*H94mm	2700-3000K	>80	IRON





## Nombre: Poseidón

### ESPECIFICACIONES



Modelo	Voltaje	Watts	Lumens	Dimensiones	Color	Ra	Material
KD1207-660	85-265V	46.2W	4620LM	Φ660*H1200mm	2700-3000K	>80	IRON
KX1207-660	85-265V	46.2W	4620LM	Φ660*H145.5mm	2700-3000K	>80	IRON



► **KX1211-C**  
Watts: 126W  
Lumens: 12600lm  
Dimensión: Ø860\*H77mm  
Voltaje: 85-265V  
Color: 2700-3000K  
Ra: >80

Nombre: Atenas

otel domus  
\*\*\*\*



► **KX1208-C**  
Watts: 100.8W  
Lumens: 10080lm  
Dimensión: L893\*W589\*H71.2mm  
Voltaje: 85-265V  
Color: 2700-3000K  
Ra: >80

Nombre: Grecia







CLARTÉ®

▲ **KD1213-1500**

Watts: 63W  
Lumens: 6300lm  
Dimensión: L1500\*W176.5\*H1200mm

Voltaje: 85-265V  
Color: 2700-3000K  
Ra: >80

**Nombre: Perseo**



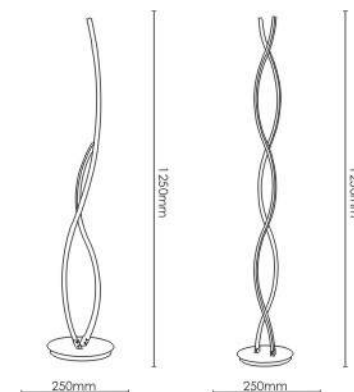


◀ KT1213  
Nombre: Leda



▲ KL1213-A

▲ KL1213-B



Nombre: Gaia

ESPECIFICACIONES



Modelo	Voltaje	Watts	Lumens	Dimensiones	Color	Ra	Material
KT1213	85-265V	10.5W	1050LM	Φ150*H468mm	2700-3000K	>80	AL
KL1213-A	85-265V	28.7W	2870LM	Φ250*H1250mm	2700-3000K	>80	AL
KL1213-B	85-265V	43.4W	4340LM	Φ250*H1250mm	2700-3000K	>80	AL





▲ KL1180-A

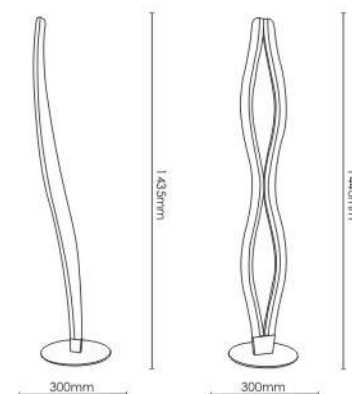
Nombre: Dione



▲ KL1180-B



▲ KL1180-C




ESPECIFICACIONES



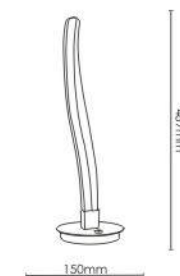
Modelo	Voltaje	Watts	Lumens	Dimensiones	Color	Ra	Material
KL1180-A	85-265V	28.7W	2870LM	L1250*W300*H300mm	2700-3000K	>80	IRON
KL1180-B	85-265V	19.7W	1960LM	L1435*W300*H300mm	2700-3000K	>80	IRON
KL1180-C	85-265V	39.2W	3920LM	L1440*W300*H300mm	2700-3000K	>80	IRON





Nombre: Deya

▲ KT1180-C



Nombre: Dione-B

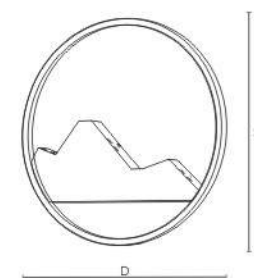
ESPECIFICACIONES



Modelo	Voltaje	Watts	Lumens	Dimensiones	Color	Ra	Material
KT1180-C	85-265V	12.6W	1260LM	L486*W150*H150mm	2700-3000K	>80	IRON
KL1180-B	85-265V	6.3W	630LM	L487*W150*H150mm	2700-3000K	>80	IRON







Nombre: Argos

ESPECIFICACIONES



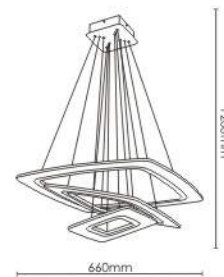
Modelo	Voltaje	Watts	Lumens	Dimensiones	Color	Ra	Material
KB1214-300	85-265V	18W	1800LM	Φ300*H40mm	2700-3000K	>80	AL+IRON
KB1214-450	85-265V	28.8W	2880LM	Φ450*H40mm	2700-3000K	>80	AL+IRON



## Nombre: Destiny

◀ **KD1215-300/450A/450B**  
Watts: 12.6/19.6W  
Lumens: 1260/1960lm  
Dimensión: Ø300/450\*H1200mm

Voltaje: 85-265V  
Color: 2700-3000K  
Ra: >80



Nombre: Caos

ESPECIFICACIONES



Modelo	Voltaje	Watts	Lumens	Dimensiones	Color	Ra	Material
MD7110-660	85-265V	105W	10500LM	L600*W600*H1200mm	2700-3000K	>80	IRON







CLARTÉ®

◀ **MX7110-840**

Watts: 151.2W  
Lumens: 15120lm  
Dimensión: L840\*W840\*H140mm

Voltaje: 85-265V  
Color: 2700-3000K  
Ra: >80

Odiseo-B

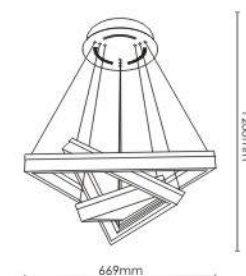
Nombre: Odiseo

**MX7110-1200\*800**

Watts: 253.4W  
Lumens: 33575.5lm  
Dimensión: L1200\*W800\*H180mm

Voltaje: 85-265V  
Color: 2700-3000K  
Ra: >80





## Nombre: Dýnami

### ESPECIFICACIONES



Modelo	Voltaje	Watts	Lumens	Dimensiones	Color	Ra	Material
KD980-3	85-265V	58.8W	5880LM	L669*W630*H1200mm	2700-3000K	>80	AL+IRON





▲ **MD8602-5**

Watts: 182W  
Lumens: 18200lm  
Dimensión: L1131\*W631\*H1200mm

Voltaje: 85-265V  
Color: 2700-3000K  
Ra: >80

Nombre: Stark




▲ **MD8602-730\*330**

Watts: 44.8W  
Lumens: 4480lm  
Dimensión: L730\*W330\*H1200mm

Voltaje: 85-265V  
Color: 2700-3000K  
Ra: >80

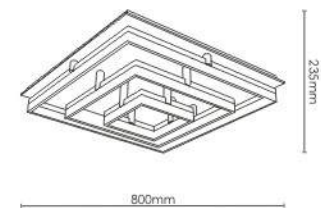
Nombre: Arryn







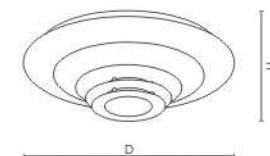
Nombre: Mormont



ESPECIFICACIONES



Modelo	Voltaje	Watts	Lumens	Dimensiones	Color	Ra	Material
KX954-800	85-265V	84W	8400LM	L800*W800*H235mm	2700-3000K	>80	AL+IRON



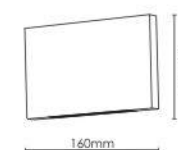
Nombre: Targaryen

ESPECIFICACIONES



Modelo	Voltaje	Watts	Lumens	Dimensiones	Color	Ra	Material
KX1154-A	85-265V	18W	1800LM	Φ405*H125mm	2700-3000K	> 80	IRON
KX1154-B	85-265V	18W	1800LM	Φ520*H125mm	2700-3000K	> 80	IRON





Nombre: Tyrell

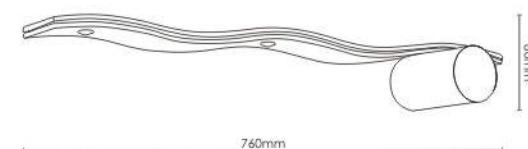
ESPECIFICACIONES



Modelo	Voltaje	Watts	Lumens	Dimensiones	Color	Ra	Material
KB201	85-265V	16W	624LM	L160*W100*H45mm	2700-3000K	>80	AL







Nombre: Tully

ESPECIFICACIONES



Modelo	Voltaje	Watts	Lumens	Dimensiones	Color	Ra	Material
KB202	85-265V	12W	1080LM	L760*W80*H140mm	2700-3000K	>80	AL



 [clarte.com.mx](https://clarte.com.mx)

• "PLAZA COMERCIAL 404"  
Avenida Gómez Morín 404  
2° Piso. Locales D0,D1,D2  
Colonia Villas de Aragón  
San Pedro Garza García  
Nuevo León

☎ 52 (81) 1356 1153

✉ [atencion\\_clientes@clarte.com.mx](mailto:atencion_clientes@clarte.com.mx)